



High numbers, high priority?

Riikka Kallio





Investments needed to push cycling in Austria to the next level

Andreas Friedwagner, Verracon



6,95 Billion Euros

How did we come up with these figures?


Target network



Existing network / infrastructure



Costs per infrastructure category and county



Only available for some
counties/regions

Data not 100% available / up to
date

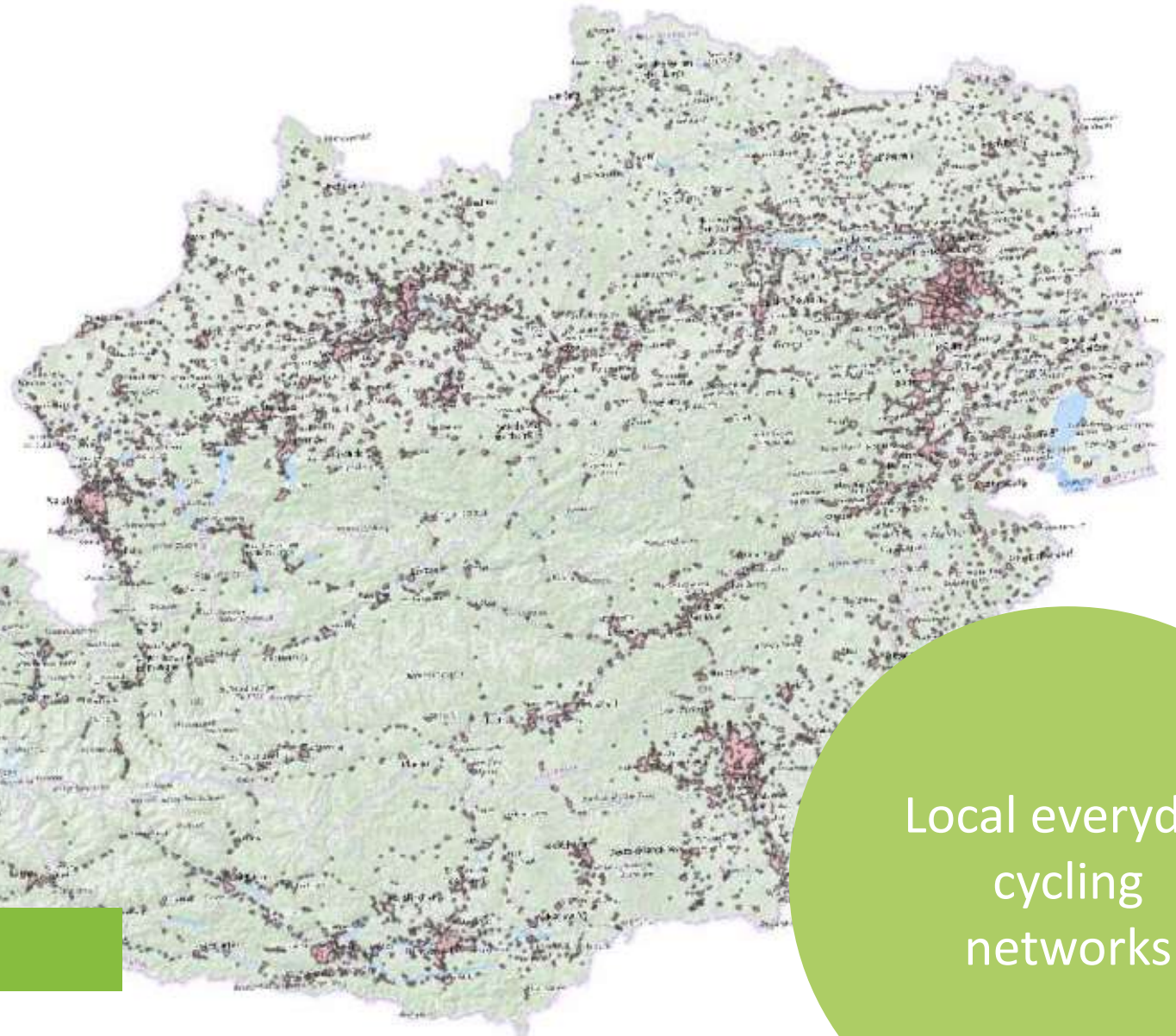
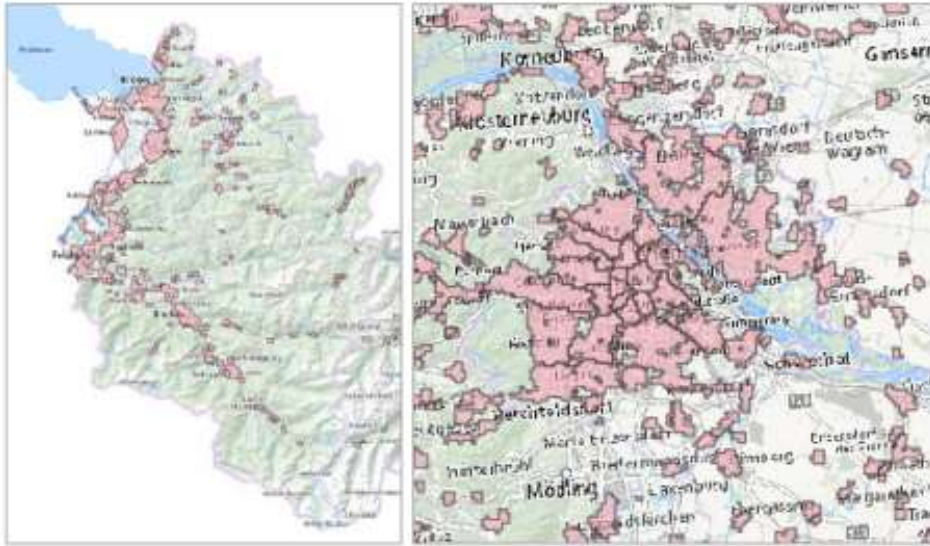
Big differences

Standardized calculation model

Probably missing parts of the
existing network → possibly
overestimated investment needs

Regional
everyday
cycling
networks

How did we come up with these figures?



More densely populated areas

Local everyday cycling networks

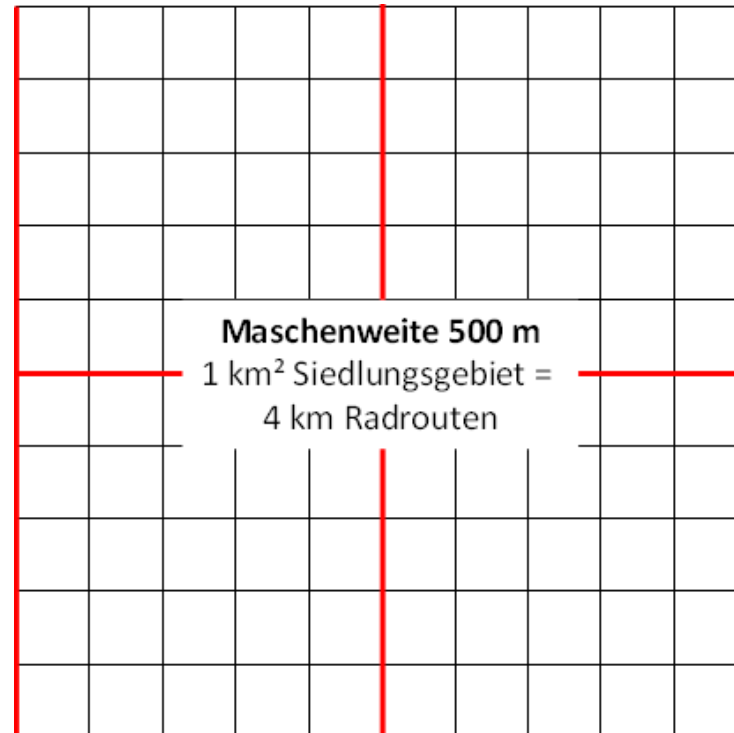
How did we come up with these figures?

Target network defined by minimum grid/mash size per km²

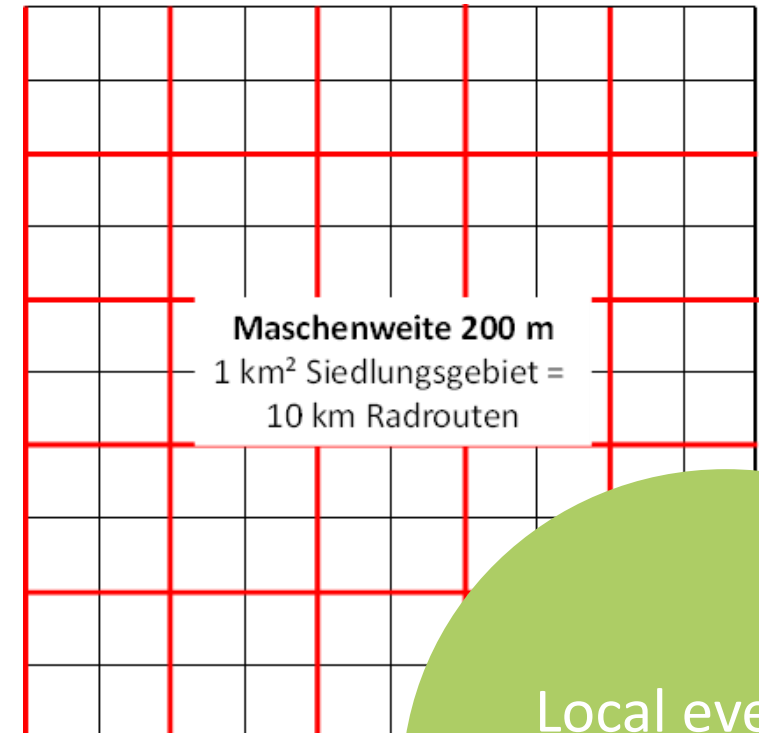
Comparison with existing network/infrastructure

Costs depending on different infrastructure standards applied

Counties (except Vienna)



Vienna



Local everyday cycling networks

Overall investment needs

Szenario 1

| | networks | parking | sharing | Bike carriage | communication | funding | research | Education / training | staff | overall |
|-------------------|------------------------|----------------------|---------------------|---------------------|----------------------|---------------------|---------------------|----------------------|----------------------|------------------------|
| Burgenland | € 165 098 000 | € 3 114 000 | € 489 000 | -- | € 4 440 000 | € 1 574 000 | -- | -- | € 6 000 000 | € 180 715 000 |
| Kärnten | € 299 482 000 | € 6 978 000 | € 500 000 | -- | € 8 431 000 | € 5 467 000 | -- | -- | € 10 000 000 | € 330 858 000 |
| Niederösterreich | € 1 645 413 000 | € 25 197 000 | € 2 683 000 | -- | € 25 363 000 | € 13 473 000 | -- | -- | € 30 000 000 | € 1 742 129 000 |
| Oberösterreich | € 1 368 955 000 | € 19 919 000 | -- | -- | € 22 434 000 | € 11 648 000 | -- | -- | € 27 000 000 | € 1 449 956 000 |
| Salzburg | € 171 575 000 | € 11 768 000 | -- | -- | € 8 411 000 | € 4 739 000 | -- | -- | € 10 000 000 | € 206 493 000 |
| Steiermark | € 1 468 863 000 | € 16 210 000 | -- | -- | € 18 706 000 | € 11 881 000 | -- | -- | € 23 000 000 | € 1 538 660 000 |
| Tirol | € 207 136 000 | € 16 643 000 | € 1 680 000 | -- | € 11 402 000 | € 6 125 000 | -- | -- | € 14 000 000 | € 256 986 000 |
| Vorarlberg | € 242 458 000 | € 14 277 000 | -- | -- | € 5 989 000 | € 2 941 000 | -- | -- | € 8 000 000 | € 273 665 000 |
| Wien | € 657 823 000 | € 29 752 000 | € 27 600 000 | -- | € 28 814 000 | € 10 399 000 | -- | -- | € 34 000 000 | € 788 388 000 |
| Österreich | € 6 226 803 000 | € 143 859 000 | € 32 952 000 | € 22 072 000 | € 133 990 000 | € 88 247 000 | € 45 000 000 | € 96 000 000 | € 162 000 000 | € 6 950 923 000 |

6,95 Billion Euros

Too much?

Too much?

| | | Investment needs | Implementation until |
|---------------------------------|------------|------------------|---|
| Cycling Investment Plan Austria | Szenario 1 | € 6 950 923 000 | Until 2030 / 2040 (for local and regional networks) |
| | Szenario 2 | € 6 262 389 000 | |
| | Szenario 3 | € 5 573 834 000 | |
| Investment Plan Motorways | | € 7 343 000 000 | Until 2025 |
| Investment Plan Railways | | € 18 211 000 000 | 2022 - 2027 |

We need target
networks and data!

High numbers → high
priority!

?

Thank you for your attention!

Andreas Friedwagner

a.friedwagner@verracon.at

+43 664 2412924

www.verracon.at